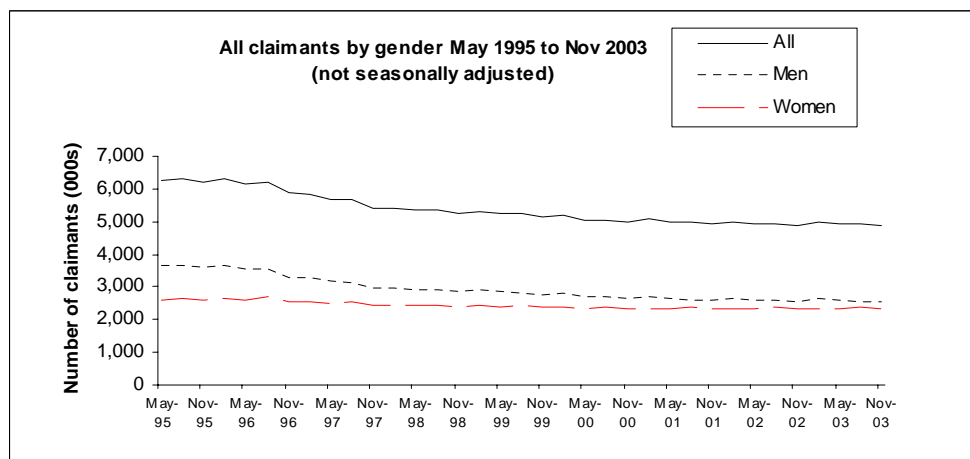


17th March 2004
IAD170304-QBWA-Nov03

Coverage: Great Britain
Theme: Social and Welfare

CLIENT GROUP ANALYSIS: QUARTERLY BULLETIN ON THE POPULATION OF WORKING AGE ON KEY BENEFITS – NOVEMBER 2003

4.88 million people of working age were claiming a key benefit in November 2003, down 18 thousand from a year previously, and down 67 thousand from August 2003. The number of male claimants fell by 20 thousand to 2.54 million and the number of female claimants rose by 2 thousand to 2.34 million over the year.



DWP Department for Work and Pensions

Issued by:
Information Centre
Information and Analysis Directorate
Department for Work and Pensions

Telephone :
Press Office : 020 7238 0866
Public Enquiries : 020 7712 2171

DWP website :
www.dwp.gov.uk

Statistician:
Neil Sorensen
Information Centre
Information and Analysis Directorate
Department for Work and Pensions
Room 157A
Benton Park View
Benton Park Road
Longbenton
NEWCASTLE UPON TYNE
NE98 1YX

Telephone : 0191 225 3760
Facsimile : 0191 225 7983
email :
neil.sorensen@dwp.gsi.gov.uk

Next Publication:
16th June 2004.

The number of unemployed claimants fell by 20 thousand between November 2002 and November 2003, while lone parents and others fell by 25 thousand and 4 thousand respectively. The number of claimants who were sick/disabled increased by 30 thousand.

13.7% of the working age population were claiming a key benefit in November 2003, down slightly from a year previous. The sick/disabled statistical group increased from 8.6% to 8.7% over the year.

	November 03		Change on a year ago	
	Claimants (Thousands)	% of population working age	Thousands	Percentage points
All	4,878	13.7	-18	-
Unemployed	816	2.3	-20	-0.1
Sick/Disabled	3,074	8.7	30	0.1
Lone Parents	798	2.2	-25	-0.1
Others	190	0.5	-4	-

Flows

There were 475 thousand new claimants in the quarter to November 2003 i.e. people receiving a key benefit in November 2003 who were not in August 2003. There were 507 thousand new claimants between August and November 2002.

There were 542 thousand people who flowed off key benefits between August 2003 and November 2003 i.e. people receiving a key benefit in August 2003 who were not in November 2003. There were 558 thousand off-flows between August and November 2002.

The number of August to November in-flows to the sick and disabled group has decreased between 2002 and 2003. There were 118 thousand sick and disabled in-flows between August and November 2003, falling from 123 thousand between August and November 2002.

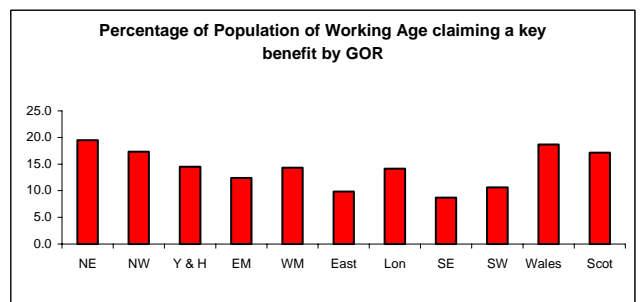
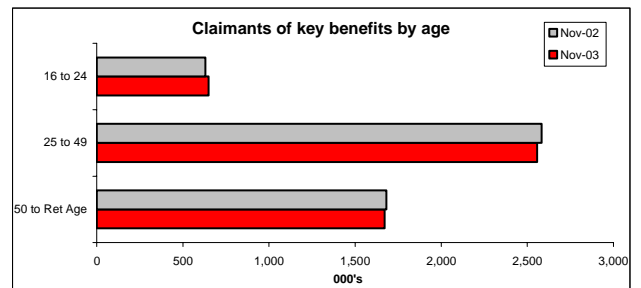
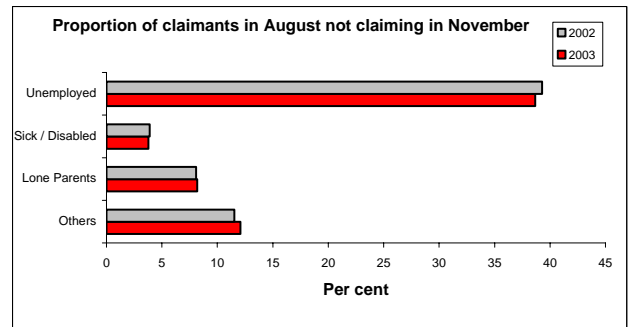
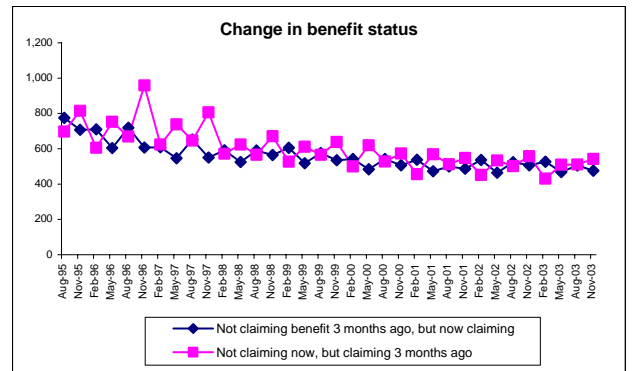
Age Groups

A decrease has been seen in the number of claimants in the age group 25 to 54 in the year to November 2003, although there has been an increase in the 16 to 24 age group. The number of lone parent claimants in the 25 to 49 age group fell by 25 thousand (3.9%) between November 2002 and November 2003.

Regions

The proportion of the working age population claiming a key benefit ranged from 19.5% in the North East to 8.7% in the South East.

The number of claimants of key benefits increased in the year to November 2003 in the East Midlands, East, London, South East and South West, but decreased in the North East, North West, Yorkshire and the Humber, West Midlands, Wales and Scotland.



Key Benefits

Claimants who receive at least one of:

- Jobseeker's Allowance (JSA);
- Incapacity Benefit and Severe Disablement Allowance (IB & SDA);
- Disability Living Allowance (DLA);
- Income Support (IS);
- National Insurance Credits (through JSA or IB).

Notes to editors

DWP Information and Analysis Directorate (IAD) have developed these analyses from its existing samples of administrative data on the population of working age. This work was done primarily to help improve the relevance of DWP data to monitor the Government's Welfare Reform agenda.

By matching data from individual 5% samples, an estimate can be made of the number of people who were claiming at least one of the key benefits that are available to the population of working age with the main exception of Bereavement Benefit, Housing Benefit and Council Tax Benefit. Information on the key characteristics of these claimants is also available, such as age, sex, geography, family type, statistical group and duration of claim. It is also possible to look at changes in the composition of this group in the benefits system over time, including those that affect individual claimants.

Sections 6 and 7, which previously contained information on children, are no longer included in this bulletin. This information is included in "Client Group Analysis: Quarterly Bulletin on families with children on key benefits", which is also published on 17th March 2004.

These analyses are based on information collected for the administration of benefits. This means that analyses of such things as family type are based mainly on those for whom some additional money via benefits or tax credits is payable.

Figures in these tables are affected by the introduction of new tax credits in April 2003. Please see the Methodology section for further details.

Figures are published on a quarterly basis via the attached statistical bulletin. The definitive estimates of caseloads and characteristics of claimants of each individual benefit can be found in the separate tables that IAD also issues on behalf of DWP.

Previous issues of the bulletin relating to November 1999 and before included those claiming Family Credit (FC) or Disability Working Allowance (DWA). These benefits ceased to be available to new claimants in October 1999 and were completely phased out by April 2000. They were replaced by Working Families' Tax Credit (WFTC) and Disabled Person's Tax Credit (DPTC) which were administered by Inland Revenue. WFTC and DPTC were replaced by the Working Tax Credit (WTC) and Child Tax Credit (CTC) in April 2003. (WTC and CTC are collectively known as 'new tax credits').

The full version of this bulletin in adobe acrobat format is placed on the Internet on the DWP website. The full address is: <http://www.dwp.gov.uk/asd/cga.asp>

For further copies contact:
Steve Topping
IAD Information Centre
Department for Work and Pensions
Room 157A
Benton Park View
Benton Park Road
Longbenton
NEWCASTLE UPON TYNE
NE98 1YX

Telephone : 0191 225 7336
Facsimile : 0191 225 7983
Email : steve.topping@dwp.gsi.gov.uk